

## **Information Note to the Press (Press Release No. 5/2011)**

### **TELECOM REGULATORY AUTHORITY OF INDIA**

New Delhi, 25<sup>th</sup> January 2011

**For Immediate release**

**Website: - [www.trai.gov.in](http://www.trai.gov.in)**

#### **Telecom Subscription Data as on 30<sup>th</sup> November 2010**

- ❖ **Total Telephone subscriber base reaches 764.76 Million**
  - **Wireless subscription reaches 729.57 Million**
  - **Wireline subscription declines to 35.19 Million**
- ❖ **22.88 Million new additions in wireless**
- ❖ **Overall Tele-density reaches 64.34**
- ❖ **Broadband subscription is 10.71 Million**

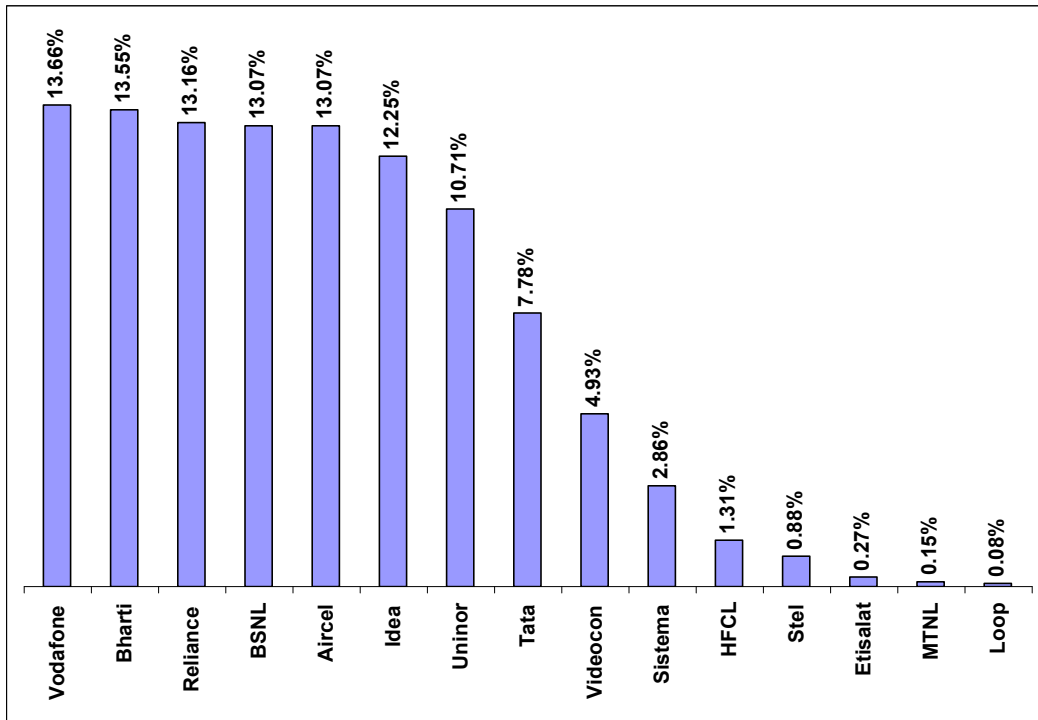
The number of telephone subscribers in India increased to **764.76** Million at the end of November 2010 from 742.12 Million in October-2010, thereby registering a growth rate of 3.05%. With this, ***the overall Tele-density in India reaches 64.34.***

#### **Wireless Segment (GSM, CDMA & FWP)**

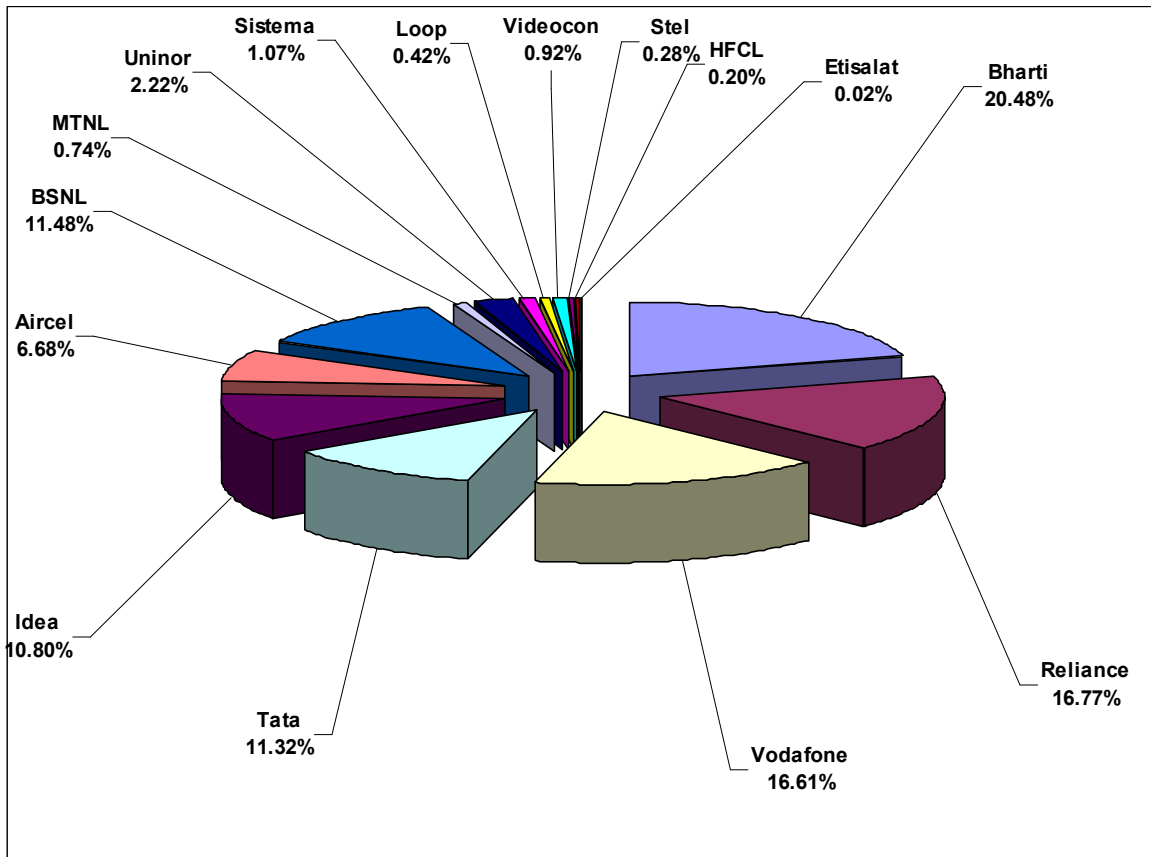
Wireless subscriber base increased from 706.69 Million in October-2010 to 729.57 Million at the end of November-2010 registering a growth of 3.24%. Wireless Tele-density stands at 61.38. Detailed statistics is at Annexure-I.

## Wireless Service:

### A. Service Providers' share in net additions during the month of November-2010



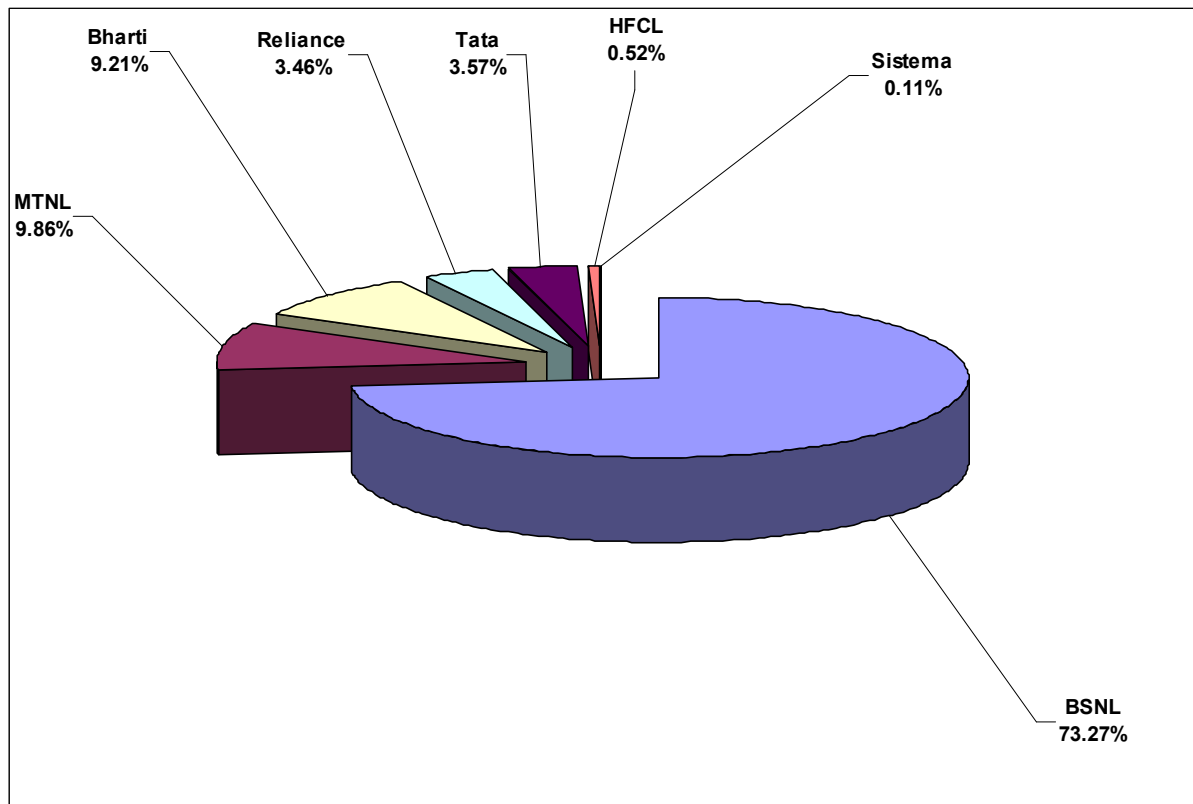
**B. Service Provider wise Market Share as on 30.11.10**



## **Wireline Segment**

Wireline subscriber base declined from 35.43 Million in October-2010 to 35.19 Million at the end of November-2010. BSNL/MTNL, two PSU operators hold 83.12% of the Wireline market share. Overall Wireline teledensity is 2.96. Detailed statistics is at Annexure-II.

## **Service Provider wise Market Share as on 30-11-2010**



**Category wise Net Additions during the Month of November-2010**

Category	Net Additions	
	Wireline	Wireless
Circle A	-32525	8085986
Circle B	-85808	9603162
Circle C	-124941	3206260
Metro	2595	1983191
<b>All India</b>	<b>-240679</b>	<b>22878599</b>

**Category-wise Growth Rate in Access Service**

Category	Monthly Rate of Growth (October-2010 to November-2010)		Yearly rate of growth (November-2009 to November-2010)	
	Wireline	Wireless	Wireline	Wireless
Circle A	-0.24%	3.18%	-3.28%	40.4%
Circle B	-0.74%	3.51%	-10.26%	47.4%
Circle C	-4.07%	3.44%	-9.40%	52.1%
Metro	0.04%	2.31%	1.62%	37.6%
<b>All India</b>	<b>-0.68%</b>	<b>3.24%</b>	<b>-5.29%</b>	<b>44.2%</b>

**Broadband ( $\geq$  256 Kbps download)**

Total Broadband subscriber base has increased from 10.52 million in October-2010 to 10.71 million in November-2010, there by showing a growth of 1.80%.

Note: Information in the Press Release is based on the data provided by the Service Providers/ Service Providers' Association.

---

Contact details in case of any clarification:

Raj Pal, Advisor (ER), TRAI  
Mahanagar Doorsanchar Bhawan  
Jawahar Lal Nehru Marg,  
New Delhi – 110002  
Ph: 011-23230752  
Fax: 011-23236650  
E-mail: [adveco@traigov.in](mailto:adveco@traigov.in)

Authorised to issue.

(Raj Pal)

**Wireless Subscriber Base**  
**Page 1 of 3**

Circle	Group											
	Bharti		Reliance		Vodafone		Tata		Idea		Aircel / Dishnet	
	Oct-10	Nov-10	Oct-10	Nov-10	Oct-10	Nov-10	Oct-10	Nov-10	Oct-10	Nov-10	Oct-10	Nov-10
Andhra Pradesh	14,608,619	15,036,616	7,984,988	7,972,339	6,718,314	6,822,996	8,545,399	8,656,057	7,206,358	7,456,513	1,609,697	1,686,674
Assam	2,735,192	2,787,238	1,993,771	2,017,889	1,074,489	1,085,511	108,041	109,768	180,130	186,297	2,861,607	2,909,490
Bihar	13,302,610	13,710,517	7,558,750	7,742,838	4,200,585	4,416,172	4,800,075	4,909,914	3,832,430	4,087,406	4,080,927	4,140,475
Delhi	7,305,310	7,355,885	7,039,627	7,127,170	6,153,573	6,319,826	5,594,908	5,630,796	3,104,078	3,167,490	1,725,682	1,815,850
Gujarat	6,024,597	6,059,442	6,568,511	6,834,854	12,770,142	13,203,722	3,051,517	3,156,155	6,035,054	6,309,946	107,286	148,463
Himachal Pradesh	1,496,903	1,515,361	1,321,706	1,352,621	261,481	271,562	285,241	307,002	368,991	405,432	698,678	723,799
Haryana	1,802,715	1,832,431	3,096,564	3,207,328	3,369,722	3,467,945	2,822,878	2,863,843	2,531,310	2,589,767	207,126	237,732
J & K	1,812,822	1,833,100	332,024	358,087	279,310	310,943	86,909	88,814	73,993	79,269	1,518,884	1,559,086
Karnataka	13,539,942	13,853,767	6,827,378	6,872,385	5,829,240	5,972,975	6,839,083	6,895,836	3,251,563	3,401,730	1,313,178	1,378,051
Kerala	3,365,867	3,368,665	3,685,887	3,615,149	4,790,468	4,870,098	2,626,554	2,637,033	6,026,970	6,102,641	1,769,742	1,808,038
Kolkata	3,043,344	3,074,515	4,070,401	4,142,625	3,921,503	3,972,409	2,972,034	3,026,220	818,625	853,028	1,577,855	1,576,371
Madhya Pradesh	7,919,818	8,374,406	9,597,675	9,954,204	2,295,282	2,362,854	4,297,964	4,525,925	8,661,558	9,036,735	350,764	431,553
Maharashtra	7,505,521	7,715,885	8,291,210	8,457,250	8,983,227	9,387,501	9,209,901	9,474,614	10,801,590	11,281,376	811,931	858,589
Mumbai	3,222,543	3,238,592	6,860,654	6,944,000	5,445,004	5,517,603	5,510,881	5,667,946	1,804,517	1,805,013	1,329,692	1,392,704
North East	1,677,624	1,708,598	579,696	597,024	650,331	652,983	77,012	78,310	93,294	101,898	1,870,709	1,871,919
Orissa	4,971,562	4,983,156	3,134,524	3,176,718	1,301,891	1,527,057	2,412,619	2,466,737	866,310	939,659	2,206,149	2,256,518
Punjab	5,507,668	5,604,351	3,311,029	3,552,570	3,555,490	3,607,405	2,917,829	2,977,945	3,908,415	3,983,691	259,519	296,996
Rajasthan	11,417,978	11,609,256	6,316,718	6,563,193	8,073,857	8,211,408	3,324,073	3,481,590	2,589,313	2,640,031	773	49,354
Tamil Nadu	11,951,482	12,045,518	7,112,224	7,262,410	10,293,087	10,424,938	4,814,866	4,837,107	1,201,404	1,201,508	17,993,629	18,215,518
U.P.(E)	10,994,753	11,054,898	10,315,949	10,705,000	11,975,236	12,215,749	3,808,712	3,882,885	4,575,697	4,744,080	1,372,830	1,462,534
U.P.(W)	5,201,265	5,410,728	7,621,775	8,065,846	7,502,270	7,722,751	4,291,396	4,394,095	6,758,705	6,967,591	1,262,036	1,306,403
West Bengal	6,884,943	7,221,139	5,730,377	5,841,457	8,593,666	8,818,708	2,419,406	2,529,546	1,333,246	1,484,699	2,590,935	2,612,823
<b>Total</b>	<b>146,293,078</b>	<b>149,394,064</b>	<b>119,351,438</b>	<b>122,362,957</b>	<b>118,038,168</b>	<b>121,163,116</b>	<b>80,817,298</b>	<b>82,598,138</b>	<b>76,023,551</b>	<b>78,825,800</b>	<b>47,519,629</b>	<b>48,738,940</b>
<b>Net Additions during November - 2010</b>		<b>3,100,986</b>		<b>3,011,519</b>		<b>3,124,948</b>		<b>1,780,840</b>		<b>2,802,249</b>		<b>1,219,311</b>

Annexure-I

Wireless Subscriber Base  
Page 2 of 3

Circle	Group											
	BSNL		MTNL		Uninor		Sistema		Loop		Videocon	
	Oct-10	Nov-10	Oct-10	Nov-10	Oct-10	Nov-10	Oct-10	Nov-10	Oct-10	Nov-10	Oct-10	Nov-10
Andhra Pradesh	5,721,409	6,005,970			1,458,916	1,736,507	143,156	182,885			16	1,909
Assam	1,290,578	1,339,769										
Bihar	5,432,599	5,555,136			1,674,415	1,957,485	545,612	603,123			20	1,548
Delhi			2,550,518	2,575,619			598,483	612,244				
Gujarat	3,567,717	3,656,844			934,811	1,162,489					1,093,625	1,335,728
Himachal Pradesh	1,551,146	1,595,047									12,757	24,109
Haryana	2,940,244	2,981,590					85,372	94,714	53	53	922,754	1,079,292
J & K	708,186	734,995										
Karnataka	4,705,207	4,866,521			789,961	708,623	702,834	826,880			15	1,074
Kerala	5,452,748	5,710,436			450,986	490,799	337,512	372,731			420,100	510,256
Kolkata	2,174,329	2,323,678			674,514	841,219	535,293	563,819	122	197		
Madhya Pradesh	4,665,310	4,739,752							65	64	499,977	683,582
Maharashtra	5,679,277	5,948,843			912,390	1,213,527	191,196	264,824			20	650
Mumbai			2,791,521	2,801,786	599,408	762,557	372,463	457,482	3,008,970	3,028,093	1,203,479	1,355,990
North East	1,279,929	1,304,237										
Orissa	3,279,078	3,445,569			559,867	615,168			101	134	20	333
Punjab	4,102,645	4,218,572							35	35		
Rajasthan	5,256,724	5,388,085					1,664,520	1,692,513	99	119	20	1,045
Tamil Nadu	6,850,640	7,334,179			1,005,360	1,131,790	980,900	1,086,774			1,463,002	1,733,004
U.P.(E)	9,378,511	9,646,566			2,199,881	2,502,309					154	8,603
U.P.(W)	3,974,608	4,072,033			1,619,911	1,944,614					173	6,435
West Bengal	2,729,050	2,862,276			867,880	1,131,037	964,424	1,018,987			20	245
<b>Total</b>	<b>80,739,935</b>	<b>83,730,098</b>	<b>5,342,039</b>	<b>5,377,405</b>	<b>13,748,300</b>	<b>16,198,124</b>	<b>7,121,765</b>	<b>7,776,976</b>	<b>3,009,445</b>	<b>3,028,695</b>	<b>5,616,152</b>	<b>6,743,803</b>
<b>Net Additions during November - 2010</b>		<b>2,990,163</b>		<b>35,366</b>		<b>2,449,824</b>		<b>655,211</b>		<b>19,250</b>		<b>1,127,651</b>



**Annexure-I**

**Wireless Subscriber Base  
Page 3 of 3**

Circle	Group						Circle-wise Total		
	Stel		HFCL		Etisalat/Allianz		Oct-10	Nov-10	Net Addition
	Oct-10	Nov-10	Oct-10	Nov-10	Oct-10	Nov-10	Oct-10	Nov-10	Net Addition
Andhra Pradesh					3,507	4,527	54,000,379	55,562,993	1,562,614
Assam	41,009	47,810					10,284,817	10,483,772	198,955
Bihar	880,587	1,000,811			2,681	3,302	46,311,291	48,128,727	1,817,436
Delhi					8,186	48,130	34,080,365	34,653,010	572,645
Gujarat					5,402	6,683	40,158,662	41,874,326	1,715,664
Himachal Pradesh	362,078	385,348					6,358,981	6,580,281	221,300
Haryana					2,174	2,753	17,780,912	18,357,448	576,536
J & K							4,812,128	4,964,294	152,166
Karnataka					4,287	5,592	43,802,688	44,783,434	980,746
Kerala					1,311	1,761	28,928,145	29,487,607	559,462
Kolkata							19,788,020	20,374,081	586,061
Madhya Pradesh					7,483	10,534	38,295,896	40,119,609	1,823,713
Maharashtra					5,839	7,675	52,392,102	54,610,734	2,218,632
Mumbai					2,493	4,344	32,151,625	32,976,110	824,485
North East	13,373	18,267					6,241,968	6,333,236	91,268
Orissa	570,013	616,220					19,302,134	20,027,269	725,135
Punjab			1,132,477	1,431,139	2,850	3,562	24,697,957	25,676,266	978,309
Rajasthan					5,709	7,663	38,649,784	39,644,257	994,473
Tamil Nadu					4,934	7,112	63,671,528	65,279,858	1,608,330
U.P.(E)					6,882	8,958	54,628,605	56,231,582	1,602,977
U.P.(W)					7,091	9,456	38,239,230	39,899,952	1,660,722
West Bengal							32,113,947	33,520,917	1,406,970
<b>Total</b>	<b>1,867,060</b>	<b>2,068,456</b>	<b>1,132,477</b>	<b>1,431,139</b>	<b>70,829</b>	<b>132,052</b>	<b>706,691,164</b>	<b>729,569,763</b>	<b>22,878,599</b>
<b>Net Additions during November - 2010</b>		<b>201,396</b>		<b>298,662</b>		<b>61,223</b>		<b>22,878,599</b>	

**Wireline Subscriber Base**  
Page 1 of 1

**Annexure-II**

Circle	GROUP																Net Addition	
	BSNL		MTNL		Bharti		Reliance		Tata		HFCL		Sistema		Circle-wise Total			
	Oct-10	Nov-10	Oct-10	Nov-10	Oct-10	Nov-10	Oct-10	Nov-10	Oct-10	Nov-10	Oct-10	Nov-10	Oct-10	Nov-10	Oct-10	Nov-10		
Andhra Pradesh	2020770	2019870			123392	123769	84330	84662	153114	155307					2381606	2383608	2002	
Assam	285835	255593							1415	1703					287250	257296	-29954	
Bihar	1348510	1256611					3966	4003	8328	8367					1360804	1268981	-91823	
Delhi			1545429	1545228	1025072	1026881	174172	174662	53625	54559					2798298	2801330	3032	
Gujarat	1778193	1752610			52458	52612	116888	117081	58437	59073					2005976	1981376	-24600	
Himachal Pradesh	338690	337892					3774	3801	1533	1536					343997	343229	-768	
Haryana	647694	639889			22955	22967	3745	3753	12443	12688					686837	679297	-7540	
J & K	217564	214770					18	18	128	129					217710	214917	-2793	
Karnataka	2045162	2043343			483919	484848	103290	103846	111061	111542					2743432	2743579	147	
Kerala	3219655	3207412			54001	54256	53181	52980	10275	10252					3337112	3324900	-12212	
Kolkata	1223433	1219145			84732	85574	89053	88494	26080	26368					1423298	1419581	-3717	
Madhya Pradesh	1117133	1100376			302769	303275	33009	33039	4655	4925					1457566	1441615	-15951	
Maharashtra	2540477	2529529			68232	68271	90149	91737	193087	194709					2891945	2884246	-7699	
Mumbai			1926009	1924863	325656	327668	212909	214528	515647	516442					2980221	2983501	3280	
North East	290231	288951							155	156					290386	289107	-1279	
Orissa	556672	558062					3876	3889	5784	6057					566332	568008	1676	
Punjab	1234183	1233259			102237	102836	38828	38619	13503	13753	183575	184209			1572326	1572676	350	
Rajasthan	1279013	1267252			38198	38474	21742	22027	4435	4507			37611	38413	1380999	1370673	-10326	
Tamil Nadu	2844726	2839461			477006	479192	137283	137703	54525	54809					3513540	3511165	-2375	
U.P.(E)	1390992	1385689			48138	48182	34103	34510	10382	10680					1483615	1479061	-4554	
U.P.(W)	845300	821341			23577	23537	5490	5485	5733	6059					880100	856422	-23678	
West Bengal	820690	808626					1628	1732	3482	3545					825800	813903	-11897	
<b>Operator-wise Total</b>	<b>26044923</b>	<b>25779681</b>	<b>3471438</b>	<b>3470091</b>	<b>3232342</b>	<b>3242342</b>	<b>1211434</b>	<b>1216569</b>	<b>1247827</b>	<b>1257166</b>	<b>183575</b>	<b>184209</b>	<b>37611</b>	<b>38413</b>	<b>35429150</b>	<b>35188471</b>	<b>-240679</b>	
<b>Net Additions during November-2010</b>		<b>-265242</b>		<b>-1347</b>		<b>10000</b>		<b>5135</b>		<b>9339</b>		<b>634</b>		<b>802</b>		<b>-240679</b>		