

## **Information Note to the Press (Press Release No. 15/2010)**

### **TELECOM REGULATORY AUTHORITY OF INDIA**

New Delhi, 29<sup>th</sup> March 2010

**For Immediate release**

**Website :- [www.trai.gov.in](http://www.trai.gov.in)**

### **Telecom Subscription Data as on 28<sup>th</sup> February 2010**

- ❖ **Total Telephone subscriber base reaches 600.69 Million**
  - **Wireless subscription reaches 563.73 Million**
  - **Wireline subscription declines to 36.96**
- ❖ **18.76 Million new additions in wireless**
- ❖ **Wireline subscription declines by 0.04 Million**
- ❖ **Overall Tele-density reaches 51.05**
- ❖ **Broadband subscription is 8.59 million**

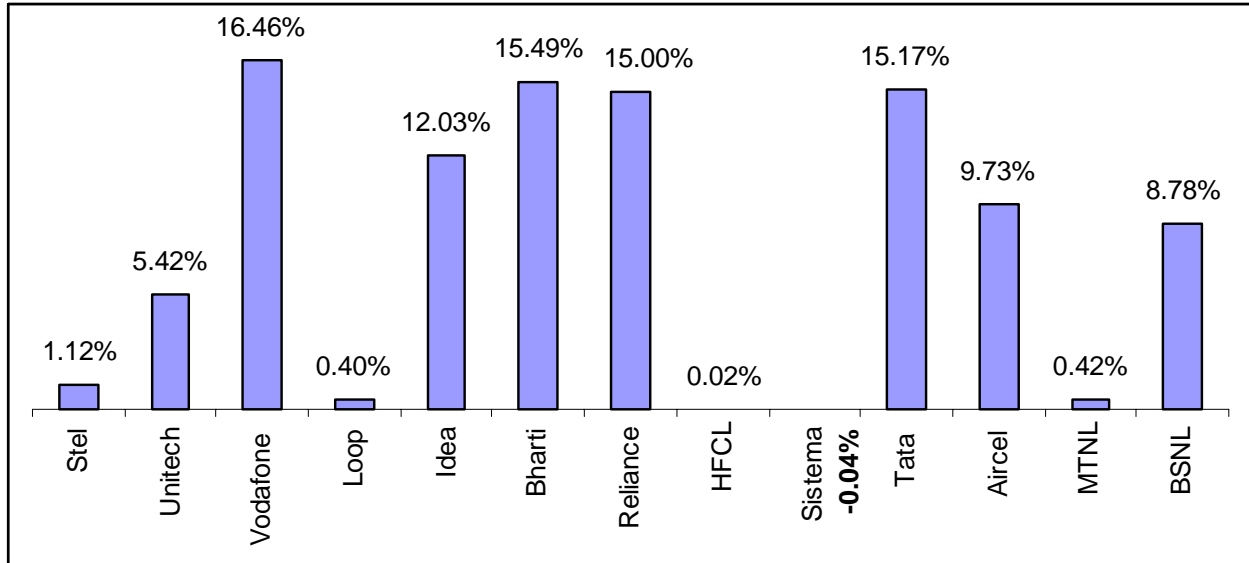
The number of telephone subscribers in India increased to **600.69** Million at the end of February-2010 from 581.97 Million in January-2010, thereby registering a growth rate of 3.22%. With this, ***the overall Tele-density in India reaches 51.05.***

#### **Wireless Segment (GSM, CDMA & FWP)**

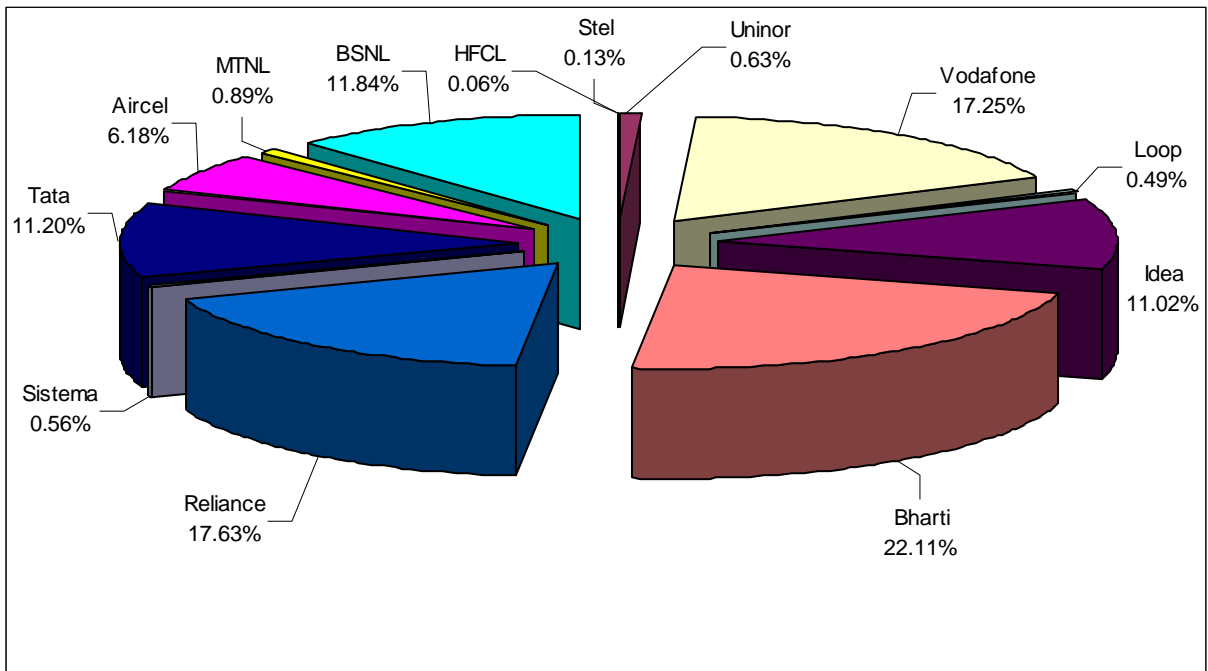
Wireless subscriber base increased from 544.98 Million in January-2010 to 563.73 Million at the end of February-2010 registering a growth of 3.44%. Wireless Tele-density stands at 47.91. Detailed statistics is at Annexure-I.

**Wireless Service:**

**A. Service Providers' share in net additions during the month**



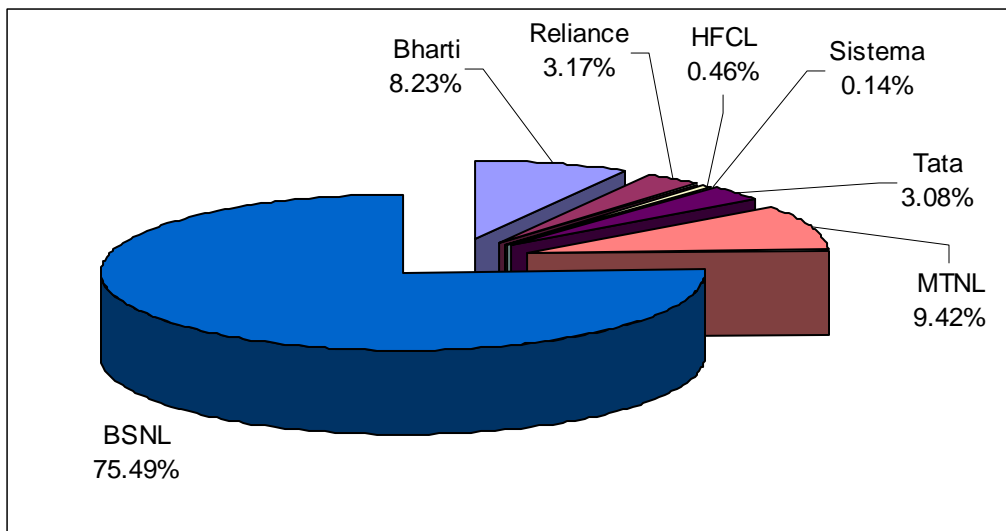
**B. Service Provider wise Market Share as on 28-2-2010**



## **Wireline Segment**

Wireline subscriber base slightly declined from 36.99 Million in January-2010 to 36.96 Million at the end of February-2010. BSNL/MTNL, two PSU operators hold 84.92% of the Wireline market share. Overall Wireline teledensity is 3.14. Detailed statistics is at Annexure-II.

## **Service Provider wise Market Share as on 28-2-2010**



**Category wise Net Additions during the Month of February-2010**

Category	Net Additions	
	Wireline	Wireless
Circle A	-11830	5637170
Circle B	-30811	8245573
Circle C	-1629	3169520
Metro	8149	1704179
<b>All India</b>	<b>-36121</b>	<b>18756442</b>

**Category-wise Growth Rate in Access Service**

Category	Monthly Rate of Growth (January-2010 to February-2010)		Yearly rate of growth (February-2009 to February-2010)	
	Wireline	Wireless	Wireline	Wireless
Circle A	-0.09%	2.8%	7.7%	55.0%
Circle B	-0.24%	4.0%	-4.1%	53.0%
Circle C	-0.05%	4.5%	-3.1%	71.1%
Metro	0.11%	2.5%	-13.6%	15.9%
<b>All India</b>	<b>-0.10%</b>	<b>3.44%</b>	<b>-2.0%</b>	<b>49.9%</b>

**Broadband ( $\geq$  256 Kbps download)**

Total Broadband subscriber base has increased from 8.03 million in January-2010 to 8.59 million in February-2010, there by showing a growth of 6.95%.

Note: Information in the Press Release is based on the data provided by the Service Providers/ Service Providers' Association.

---

Contact details in case of any clarification:

Raj Pal, Advisor (ER), TRAI  
Mahanagar Doorsanchar Bhawan  
Jawahar Lal Nehru Marg,  
New Delhi – 110002  
Ph: 011-23230752  
Fax: 011-23236650  
E-mail: [adveco@traigov.in](mailto:adveco@traigov.in)

Authorised to issue.

(Raj Pal)

**Wireless Subscriber Base**  
Page 1 of 2

Group																
Circle	Vodafone		Loop		Idea/ Spice		Bharti		Reliance		HFCL		Sistema		Tata	
	Jan-10	Feb-10	Jan-10	Feb-10	Jan-10	Feb-10	Jan-10	Feb-10	Jan-10	Feb-10	Jan-10	Feb-10	Jan-10	Feb-10	Jan-10	Feb-10
Andhra Pradesh	5,464,272	5,615,937	-	-	6,001,231	6,127,109	12,425,791	12,636,758	6,588,698	6,768,028	-	-	-	-	6,931,222	7,164,924
Assam	676,722	740,912	-	-	56,574	69,454	2,194,310	2,263,841	1,624,838	1,680,418	-	-	-	-	75,228	79,878
Bihar	2,768,804	3,019,255	-	-	2,851,186	3,002,878	10,338,828	10,672,516	7,000,530	7,002,791	-	-	238,700	252,344	2,870,794	3,024,062
Delhi	4,818,472	4,919,056	-	-	2,478,120	2,540,849	5,822,208	5,885,129	5,557,403	5,628,193	-	-	196,233	230,327	5,227,997	5,209,346
Gujarat	10,028,022	10,334,374	-	-	5,252,379	5,400,195	5,112,601	5,270,747	5,130,311	5,330,919	-	-	-	-	1,575,928	1,575,945
Himachal Pradesh	159,765	161,150	-	-	246,510	250,765	1,273,922	1,295,571	1,139,374	1,151,733	-	-	-	-	139,273	136,328
Haryana	2,747,370	2,802,394	-	-	1,979,687	2,080,513	1,519,754	1,524,339	2,318,848	2,391,951	-	-	2,718	4,821	2,232,459	2,344,591
J & K	157,333	159,786	-	-	26,523	38,885	1,804,047	1,952,346	448,171	478,147	-	-	-	-	125,196	128,242
Karnataka	4,840,810	5,001,887	-	-	2,400,611	2,551,144	12,153,094	12,363,209	5,253,969	5,504,827	-	-	151,155	179,146	4,891,732	5,261,234
Kerala	4,045,074	4,125,889	-	-	5,082,126	5,232,148	3,076,728	3,102,380	3,253,619	3,351,662	-	-	161,981	153,661	2,192,805	2,257,391
Kolkata	3,418,307	3,478,485	-	-	362,802	461,892	2,746,100	2,764,181	3,452,989	3,596,651	-	-	288,138	303,271	2,194,646	2,299,135
Madhya Pradesh	1,478,444	1,662,332	-	-	6,918,727	7,150,431	6,212,992	6,429,341	8,017,382	8,188,338	-	-	-	-	3,169,616	3,481,264
Maharashtra	6,683,781	6,908,481	-	-	9,001,337	9,146,389	6,518,134	6,601,480	6,640,679	6,871,987	-	-	817	1,606	7,344,705	7,570,932
Mumbai	4,986,437	5,042,226	2,701,583	2,776,234	1,332,274	1,432,489	3,003,201	3,015,034	5,552,753	5,687,318	-	-	23,828	39,892	4,135,913	4,365,142
North East	417,406	452,136	-	-	7,136	17,289	1,357,383	1,384,827	498,235	507,835	-	-	-	-	57,903	61,920
Orissa	893,340	963,561	-	-	480,561	559,334	3,836,091	3,936,925	2,600,618	2,614,695	-	-	-	-	1,706,492	1,807,192
Punjab	2,923,706	3,024,403	-	-	3,081,186	3,193,901	4,581,187	4,656,941	2,435,176	2,550,085	324,092	327,792	-	-	2,043,852	2,124,336
Rajasthan	7,146,313	7,273,081	-	-	2,179,942	2,268,543	9,925,141	10,231,123	4,453,063	4,791,793	-	-	1,159,471	1,040,345	2,721,428	2,704,775
Tamil Nadu	8,594,902	8,786,783	-	-	671,266	743,347	10,626,776	10,806,716	6,716,469	6,683,983	-	-	483,006	459,776	3,979,493	4,105,774
U.P.(E)	9,157,975	9,561,217	-	-	3,539,998	3,613,016	8,462,726	8,643,635	7,784,294	8,138,842	-	-	-	-	2,421,224	2,716,819
U.P.(W)	6,054,407	6,214,740	-	-	5,434,597	5,653,815	3,653,016	3,777,607	5,834,738	5,960,325	-	-	-	-	2,976,196	3,184,863
West Bengal	6,681,702	6,981,789	-	-	502,631	609,243	5,070,213	5,404,559	4,297,099	4,532,952	-	-	480,399	514,277	1,297,200	1,551,801
<b>Total</b>	<b>94,143,364</b>	<b>97,229,874</b>	<b>2,701,583</b>	<b>2,776,234</b>	<b>59,887,404</b>	<b>62,143,629</b>	<b>121,714,243</b>	<b>124,619,205</b>	<b>96,599,256</b>	<b>99,413,473</b>	<b>324,092</b>	<b>327,792</b>	<b>3,186,446</b>	<b>3,179,466</b>	<b>60,311,302</b>	<b>63,155,894</b>
<b>Net Additions during Feb-2010</b>		<b>3,086,510</b>		<b>74,651</b>		<b>2,256,225</b>		<b>2,904,962</b>		<b>2,814,217</b>		<b>3,700</b>		<b>-6,980</b>		<b>2,844,592</b>

**Wireless Subscriber Base**  
Page 2 of 2

Circle	Group												Net Addition	
	Aircel / Dishnet		Stel		Unitech		MTNL		BSNL		Circle-wise Total			
	Jan-10	Feb-10	Jan-10	Feb-10	Jan-10	Feb-10	Jan-10	Feb-10	Jan-10	Feb-10	Jan-10	Feb-10		
Andhra Pradesh	713,305	862,175	-	-	440,011	575628	-	-	4,340,463	4,403,487	42,904,993	44,154,046	1,249,053	
Assam	2,366,416	2,460,675	-	-	-	-	-	-	1,117,053	1,126,199	8,111,141	8,421,377	310,236	
Bihar	2,841,955	2,947,032	257,840	365490	307,379	465007	-	-	4,533,387	4,699,706	34,009,403	35,451,081	1,441,678	
Delhi	874,437	967,991	-	-	-	-	2,331,496	2,359,303	-	-	27,306,366	27,740,194	433,828	
Gujarat	-	-	-	-	-	-	-	-	3,042,229	3,112,259	30,141,470	31,024,439	882,969	
Himachal Pradesh	367,054	431,110	94,390	134384	-	-	-	-	1,242,263	1,256,099	4,662,551	4,817,140	154,589	
Haryana	-	-	-	-	-	-	-	-	2,391,163	2,433,944	13,191,999	13,582,553	390,554	
J & K	1,586,041	1,794,519	-	-	-	-	-	-	994,834	978,418	5,142,145	5,530,343	388,198	
Karnataka	668,731	699,911	-	-	510,250	592514	-	-	3,573,182	3,713,398	34,443,534	35,867,270	1,423,736	
Kerala	792,936	1,051,163	-	-	151,970	203404	-	-	4,009,659	4,068,911	22,766,898	23,546,609	779,711	
Kolkata	1,135,045	1,207,999	-	-	-	-	-	-	1,798,128	1,783,357	15,396,155	15,894,971	498,816	
Madhya Pradesh	-	-	-	-	-	-	-	-	3,806,804	3,951,086	29,603,965	30,862,792	1,258,827	
Maharashtra	247,480	279,055	-	-	-	-	-	-	4,737,559	4,853,360	41,174,492	42,233,290	1,058,798	
Mumbai	763,209	862,325	-	-	-	-	2,589,433	2,639,506	-	-	25,088,631	25,860,166	771,535	
North East	1,591,334	1,656,676	-	-	-	-	-	-	972,082	1,016,183	4,901,479	5,096,866	195,387	
Orissa	1,535,259	1,644,137	153,949	217225	124,926	184754	-	-	2,287,703	2,370,548	13,618,939	14,298,371	679,432	
Punjab	-	-	-	-	-	-	-	-	3,499,322	3,565,885	18,888,521	19,443,343	554,822	
Rajasthan	-	-	-	-	-	-	-	-	3,941,876	4,142,461	31,527,234	32,452,121	924,887	
Tamil Nadu	14,087,431	14,330,142	-	-	391,708	522189	-	-	5,660,636	5,795,591	51,211,887	52,234,301	1,022,614	
U.P.(E)	758,529	814,571	-	-	319,259	608050	-	-	7,618,228	7,852,629	40,062,233	41,948,779	1,886,546	
U.P.(W)	672,262	703,183	-	-	292,903	403934	-	-	3,243,821	3,329,550	28,161,940	29,228,017	1,066,077	
West Bengal	2,034,483	2,148,329	-	-	-	-	-	-	2,299,047	2,303,973	22,662,774	24,046,923	1,384,149	
<b>Total</b>	<b>33,035,907</b>	<b>34,860,993</b>	<b>506,179</b>	<b>717,099</b>	<b>2,538,406</b>	<b>3,555,480</b>	<b>4,920,929</b>	<b>4,998,809</b>	<b>65,109,439</b>	<b>66,757,044</b>	<b>544,978,550</b>	<b>563,734,992</b>	<b>18,756,442</b>	
<b>Net Additions during Feb-2010</b>		<b>1,825,086</b>		<b>210,920</b>		<b>1,017,074</b>		<b>77,880</b>		<b>1,647,605</b>		<b>18,756,442</b>		

**Wireline Subscriber Base**  
**Page 1 of 1**

GROUP																	
Circle	Bharti		Reliance		HFCL		Sistema		Tata		MTNL		BSNL		Circle-wise Total		
	Jan-10	Feb-10	Jan-10	Feb-10	Jan-10	Feb-10	Jan-10	Feb-10	Jan-10	Feb-10	Jan-10	Feb-10	Jan-10	Feb-10	Jan-10	Feb-10	Net Addition
Andhra Pradesh	116,611	116,936	83,645	83,547					155,774	154,426			2,089,172	2,086,552	2,445,202	2,441,461	-3,741
Assam									252	386			327,588	325,912	327,840	326,298	-1,542
Bihar			2,961	3,025					6,160	6,320			1,372,194	1,371,745	1,381,315	1,381,090	-225
Delhi	934,339	943,770	171,754	172,127					41,843	43,464	*1537447	1,536,329			2,685,383	2,695,690	10,307
Gujarat	46,268	46,870	114,500	114,995					50,744	51,666			1,862,077	1,862,645	2,073,589	2,076,176	2,587
Himachal Pradesh			3,375	3,370					1130	1222			353,104	353,135	357,609	357,727	118
Haryana	22,127	22,169	3,541	3,419					9,551	9,569			779,709	781,233	814,928	816,390	1,462
J & K			8	8					49	50			231,142	231,310	231,199	231,368	169
Karnataka	461,704	464,388	100,094	100,056					105,702	106,976			2,083,535	2,086,186	2,751,035	2,757,606	6,571
Kerala	51,628	51,719	53,705	53,553					9,383	9,436			3,385,569	3,374,331	3,500,285	3,489,039	-11,246
Kolkata	73,912	75,656	93,893	93,947					21,254	21,974			1,324,314	1,312,606	1,513,373	1,504,183	-9,190
Madhya Pradesh	304,730	305,183	32,347	32,414					3,243	3,484			1,233,792	1,229,165	1,574,112	1,570,246	-3,866
Maharashtra	59,962	60,744	79,299	80,201					159,630	164,343			2,720,126	2,706,476	3,019,017	3,011,764	-7,253
Mumbai	299,512	303,132	184,315	187,301					471,682	476,570	1,950,408	1,945,946			2,905,917	2,912,949	7,032
North East									74	79			325,425	325,721	325,499	325,800	301
Orissa			3,334	3,347					4,664	4,929			604,973	604,245	612,971	612,521	-450
Punjab	95,293	95,779	40,767	40,521	170,122	171,583			11,455	11,976			1,290,290	1,285,673	1,607,927	1,605,532	-2,395
Rajasthan	35,879	36,083	21,639	21,589			52,258	52,625	3,600	3,668			1,423,031	1,416,881	1,536,407	1,530,846	-5,561
Tamil Nadu	445,636	449,666	135,099	135,772					50,061	51,319			2,954,125	2,938,170	3,584,921	3,574,927	-9,994
U.P.(E)	44,906	45,425	34,135	34,112					8,192	8,390			1,406,363	1,406,244	1,493,596	1,494,171	575
U.P.(W)	23,111	23,193	7,718	7,387					4,429	4,599			1,288,175	1,288,596	1,323,433	1,323,775	342
West Bengal			2,742	2,192					1,826	1,858			923,652	914,048	928,220	918,098	-10,122
<b>Operator-wise Total</b>	<b>3,015,618</b>	<b>3,040,713</b>	<b>1,168,871</b>	<b>1,172,883</b>	<b>170,122</b>	<b>171,583</b>	<b>52,258</b>	<b>52,625</b>	<b>1,120,698</b>	<b>1,136,704</b>	<b>1,950,408</b>	<b>3,482,275</b>	<b>27,978,356</b>	<b>27,900,874</b>	<b>36,993,778</b>	<b>36,957,657</b>	<b>-36,121</b>
<b>Net Additions during Feb-2010</b>		25,095		4,012		1,461		367		16,006		-5,580		-77,482		-36,121	

\* Jan-2010 figure, since corrected by MTNL.